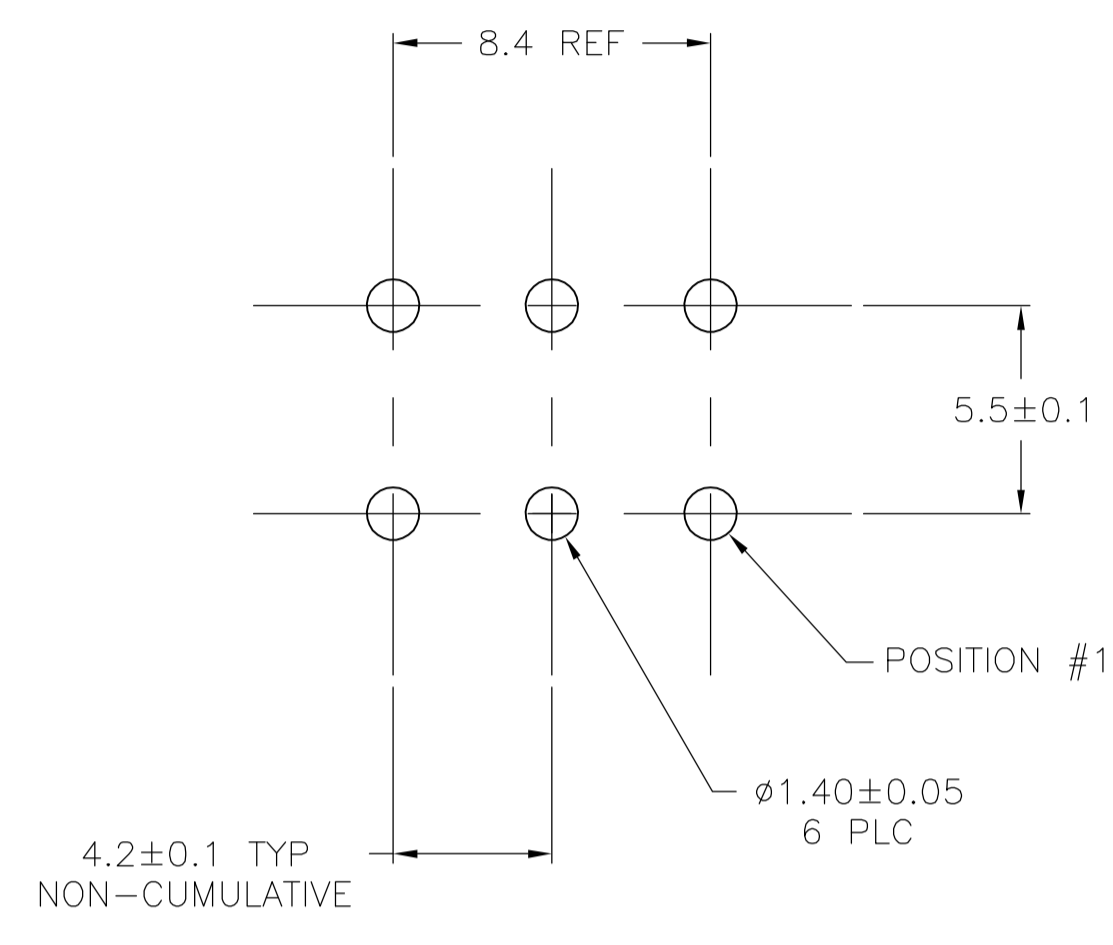
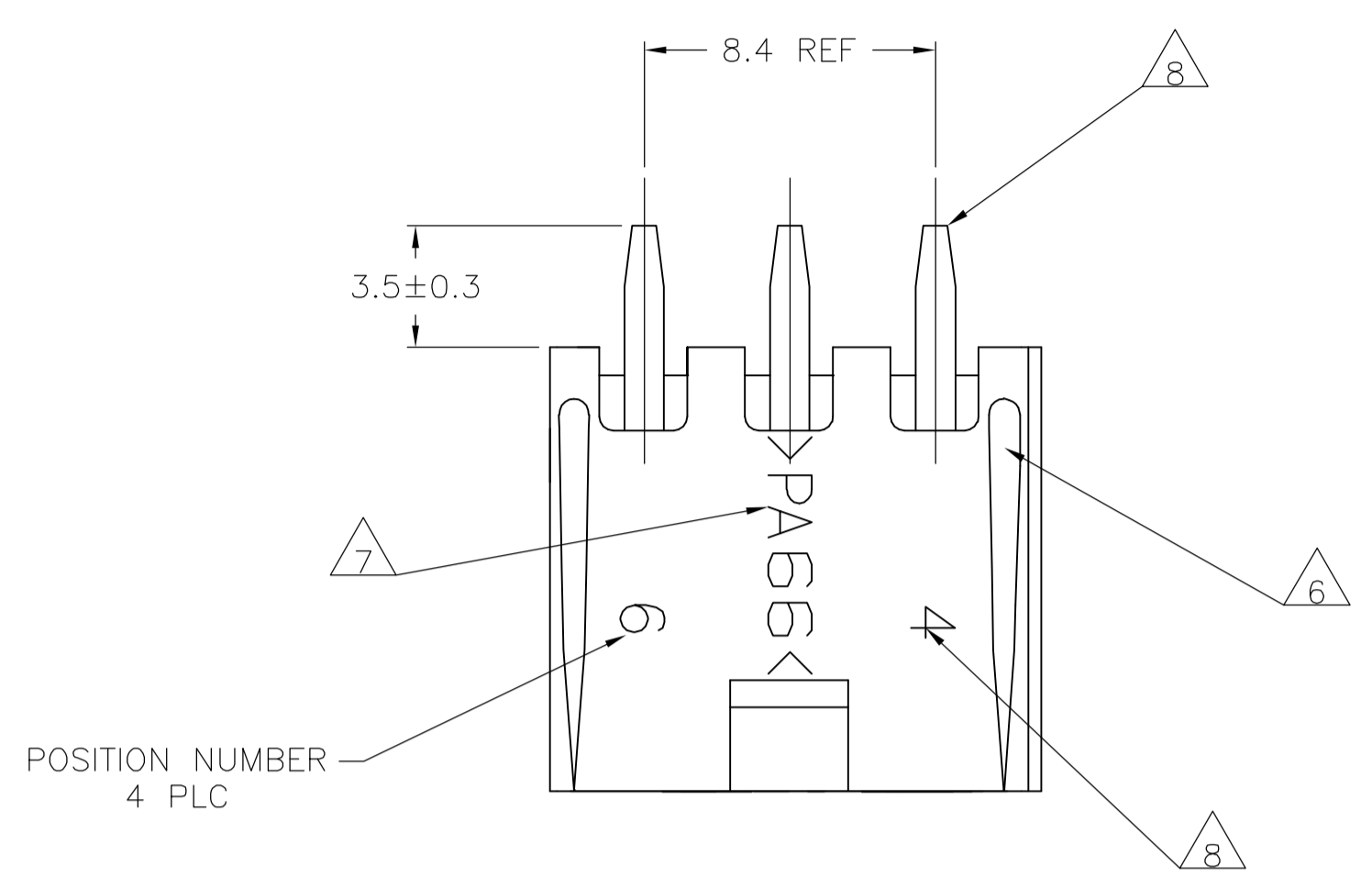
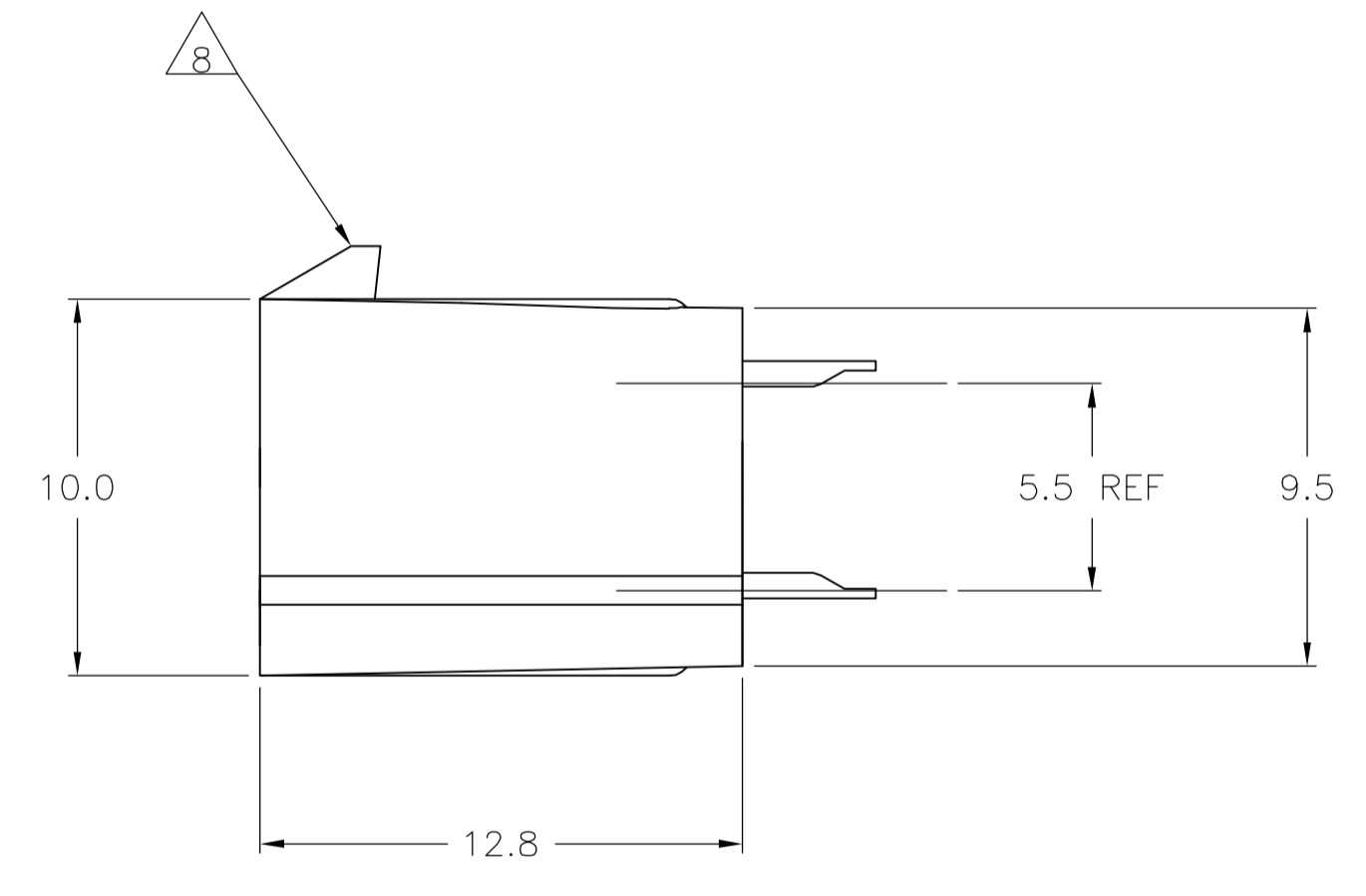
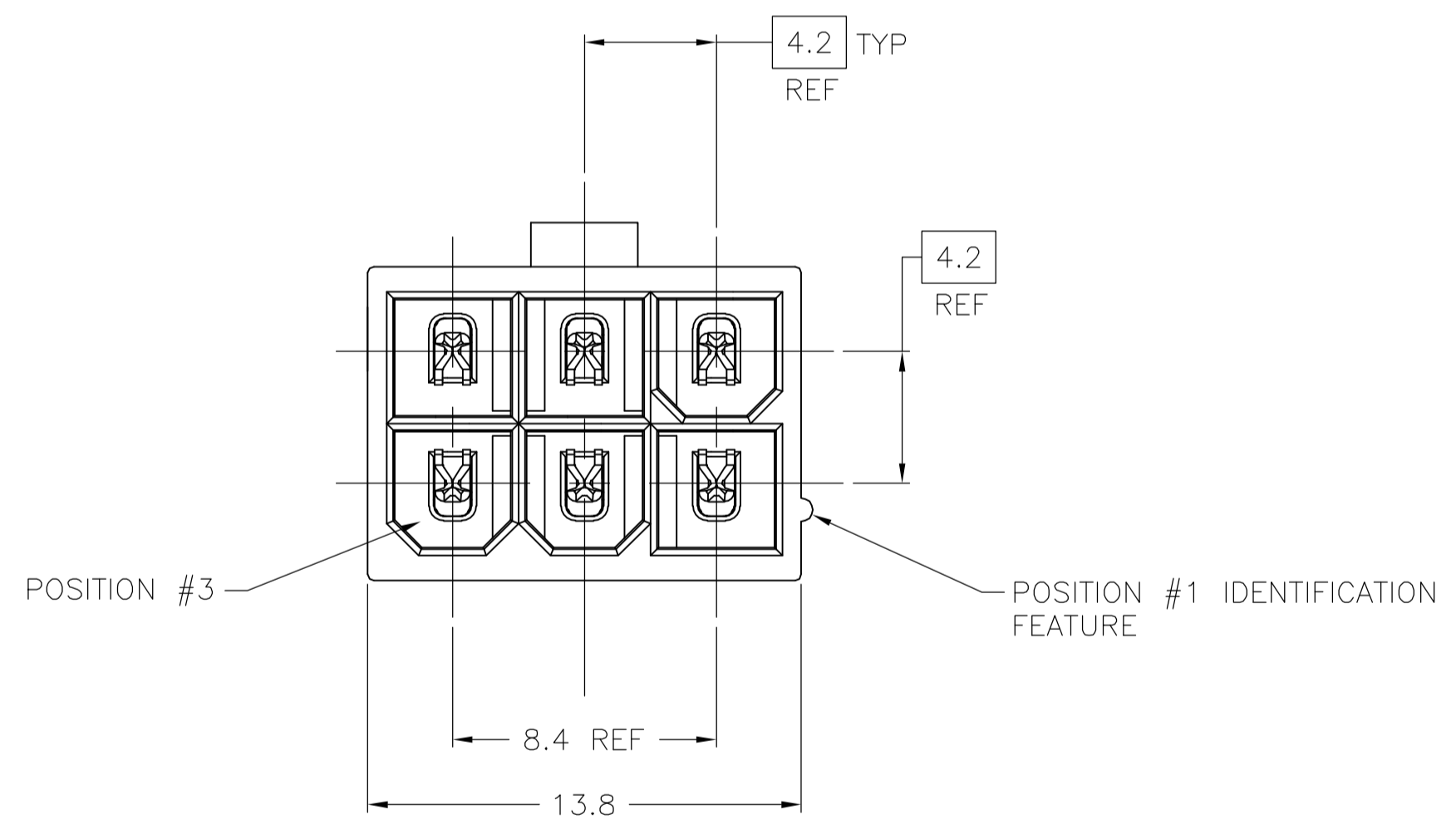


- 1 MATERIAL:
HOUSING: NYLON, UL94V-2 (COLOR -NATURAL, COLOR OF PARTS MAY VARY).
CONTACTS - 0.25 THK COPPER ALLOY
- 2 CONTACT FINISH: 0.003 MIN THK TIN-LEAD OVER 0.00127 MIN THK NICKEL OVER ENTIRE CONTACT.
- 3 CONTACT FINISH: 0.00076 MIN THK GOLD PLATE ON PIN MATING SURFACE, 0.003 MIN THK TIN-LEAD PLATE ON SOLDER TAIL, ALL OVER 0.00127 MIN THK NICKEL BASE PLATE.
- 4. SOLDER TAIL MEETS AMP SOLDERABILITY SPECIFICATION 109-11-2.
- 5. MATES WITH SIMILARLY PLATED AMP-DUAC™ POWER CONNECTOR RECEPTACLE HOUSINGS/SOCKET CONTACTS.
- 6 RIBS ON FOUR CORNERS OPTIONAL.
- 7 AMP LOGO AND MATERIAL ID MAY BE LOCATED ON EITHER LONG SIDE OF PART.
- 8 SIZE, SHAPE OR STYLE OF THIS FEATURE MAY VARY.
- 9 CONTACT FINISH: 0.003 MIN THK TIN OVER 0.00127 MIN THK NICKEL OVER ENTIRE CONTACT.
- 10 CONTACT FINISH: 0.00076 MIN THK GOLD PLATE ON PIN MATING SURFACE, 0.003 MIN THK TIN PLATE ON SOLDER TAIL, ALL OVER 0.00127 MIN THK NICKEL BASE PLATE.



RECOMMENDED MOUNTING HOLE PATTERN FOR 1.78 MAX THICK P.C. BOARD COMPONENT SIDE SHOWN



	1	10	1	1	1-794351-2
	1	9	1	1	1-794351-1
SUPERCEDED BY 1-794351-2	1	3	1	1	794351-2
SUPERCEDED BY 1-794351-1	1	2	1	1	794351-1
	MATERIAL	FINISH	MATERIAL	COLOR	PART NO.

THIS DRAWING IS A CONTROLLED DOCUMENT.		DIN R VESTAL 03JUN98	Tyco Electronics Corporation Harrisburg, Pa 17105-3608	
DIMENSIONS: mm		CHK R SWING 03JUN98	Tyco Electronics	
TOLERANCES UNLESS OTHERWISE SPECIFIED:		APVD C CASH 03JUN98	NAME	
0 PLC ± -		PRODUCT SPEC 108-1699		
1 PLC ± 0.2		APPLICATION SPEC		
2 PLC ± 0.13		SIZE CAGE CODE DRAWING NO		
3 PLC ± -		A1 00779 C=794351		
4 PLC ± -		RESTRICTED TO		
ANGLES ± 0.30°		WEIGHT -		
MATERIAL SEE TABLE	FINISH SEE TABLE	CUSTOMER DRAWING		SCALE 5:1 SHEET 1 OF 1 REV C